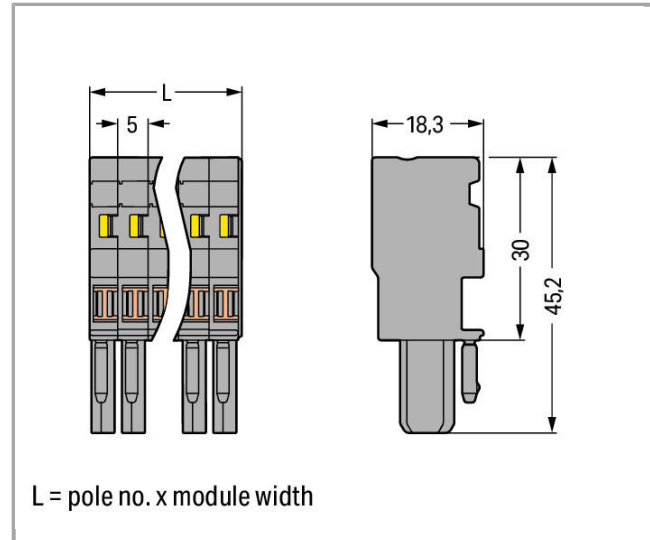



769-109



Item description

According to EN 61984, pluggable connectors without current interrupting capacity shall not be mated and unmated when live or under load.

Data

Electrical data

Ratings per IEC/EN 60664-1

| | |
|---------------------------------|-------|
| Rated voltage (III / 3) | 500 V |
| Rated impulse voltage (III / 3) | 6 kV |
| Rated current | 32 A |

Connection data

| | |
|-----------------------------------|--|
| Connection technology | CAGE CLAMP® |
| Actuation type | Operating tool |
| Connectable conductor materials | Copper |
| Nominal cross section | 4 mm ² |
| Solid conductor | 0.08 ... 4 mm ² / 28 ... 12 AWG |
| Fine-stranded conductor | 0.08 ... 4 mm ² / 28 ... 12 AWG |
| Strip length | 8 ... 9 mm / 0.31 ... 0.35 inch |
| No. of poles | 9 |
| Total number of connection points | 9 |
| Total number of potentials | 9 |
| Type of wiring | Front-entry wiring |

Geometrical Data

| | |
|--------------|---------------------|
| Width | 45 mm / 1.772 inch |
| Height | 45.2 mm / 1.78 inch |
| Depth | 18.3 mm / 0.72 inch |
| Module width | 5 mm / 0.197 inch |

Mechanical data

| | |
|---------------|--------------|
| Marking level | Side marking |
|---------------|--------------|

Plug connection

| | |
|------------------------------------|-------------------------|
| Contact type (pluggable connector) | Female connector/socket |
| Connector connection type | for conductors |

Material Data





| | |
|---------------------|----------------------|
| Color | gray |
| Insulating material | Polyamide 66 (PA 66) |
| Fire load | 0.479 MJ |
| Weight | 29.1 g |

Commercial data


| | |
|--------------------|---------------|
| Country of origin | DE |
| GTIN | 4044918471671 |
| Customs Tariff No. | 85366990990 |

Approvals / Certificates


Country specific Approvals

| Logo | Approval | Additional Approval Text | Certificate name |
|--|---------------------------------------|--------------------------|------------------|
|  | CCA DEKRA Certification B.V. | EN 60947 | NTR NL-7626 |
| | CCA DEKRA Certification B.V. | IEC 61984 | NL-47799 |
|  | CCA DEKRA Certification B.V. | EN 61984 | 2190419.02 |
|  | CSA DEKRA Certification B.V. | C22.2 No. 158 | 1101144 |
|  | KEMA/KEUR DEKRA Certification B.V. | EN 60947 | 2190419.01 |

Ship Approvals

| Logo | Approval | Additional Approval Text | Certificate name |
|--|------------------------------------|--------------------------|------------------|
|  | ABS American Bureau of Shipping | EN 60947 | 14-HG1293677-PDA |




UL-Approvals

| Logo | Approval | Additional Approval Text | Certificate name |
|--|--------------------------------------|--------------------------|------------------|
|  | UR Underwriters Laboratories Inc. | UL 1977 | E45171 |
| | UR Underwriters Laboratories Inc. | UL 1059 | E45172 |




Compatible products




Insulation stop

















| | | |
|--|---|---------|
|  | Item no.: 769-470 Insulation stop; 0.08 - 0.2 mm ² "s" (0.14 mm ² "f-st"); 5 pieces/strip | 769-470 |
|  | Item no.: 769-471 Insulation stop; 0.25 - 0.5 mm ² ; 5 pieces/strip | 769-471 |
|  | Item no.: 769-472 Insulation stop; 0.75 - 1 mm ² ; 5 pieces/strip | 769-472 |

Protective Warning Marker


















| | | |
|--|---|---------|
|  | Item no.: 280-415 Protective warning marker; with high-voltage symbol, black; for 5 terminal blocks | 280-415 |
|--|---|---------|

Marking accessories

| | | |
|--|---|----------------------|
|  | Item no.: 2009-145 Mini-WSB Inline; for Smart Printer; on reel; stretchable 5 - 5.2 mm; plain; snap-on type | 2009-145 |
|  | Item no.: 2009-145/000-002 Mini-WSB Inline; for Smart Printer; on reel; stretchable 5 - 5.2 mm; plain; snap-on type | 2009-145 /000-002 |
|  | Item no.: 2009-145/000-005 Mini-WSB Inline; for Smart Printer; on reel; stretchable 5 - 5.2 mm; plain; snap-on type | 2009-145 /000-005 |
|  | Item no.: 2009-145/000-006 Mini-WSB Inline; for Smart Printer; on reel; stretchable 5 - 5.2 mm; plain; snap-on type | 2009-145 /000-006 |
|  | Item no.: 2009-145/000-007 Mini-WSB Inline; for Smart Printer; on reel; stretchable 5 - 5.2 mm; plain; snap-on type | 2009-145 /000-007 |
|  | Item no.: 2009-145/000-012 Mini-WSB Inline; for Smart Printer; on reel; stretchable 5 - 5.2 mm; plain; snap-on type | 2009-145 /000-012 |














| | | | |
|--|---|----------|----------|
|  | Item no.: 2009-145/000-023 Mini-WSB Inline; for smartPRINTER; on reel; stretchable 5 - 5.2 mm; plain; snap-on type | /000-023 | 2009-145 |
|  | Item no.: 2009-145/000-024 Mini-WSB Inline; for Smart Printer; on reel; stretchable 5 - 5.2 mm; plain; snap-on type | /000-024 | 2009-145 |
|  | Item no.: 210-805 Labels; for Smart Printer | | 210-805 |
|  | Item no.: 210-805/000-002 Labels; for Smart Printer | /000-002 | 210-805 |
|  | Item no.: 210-831 Marking strips; on reel; 2.3 mm wide; plain; Self-adhesive | | 210-831 |
|  | Item no.: 210-832 Marking strips; on reel; 3 mm wide; plain; Self-adhesive | | 210-832 |
|  | Item no.: 210-834 Marking strips; on reel; 5 mm wide; plain; Self-adhesive | | 210-834 |
|  | Item no.: 248-501 Miniature WSB Quick marking system; plain; Marker width 5 mm; 10 strips with 10 markers per card | | 248-501 |
|  | Item no.: 248-501/000-002 Mini-WSB marking card; as card; not stretchable; plain; snap-on type | /000-002 | 248-501 |
|  | Item no.: 248-501/000-005 Mini-WSB marking card; as card; not stretchable; plain; snap-on type | /000-005 | 248-501 |
|  | Item no.: 248-501/000-006 Mini-WSB marking card; as card; not stretchable; plain; snap-on type | /000-006 | 248-501 |
|  | Item no.: 248-501/000-007 Mini-WSB marking card; as card; not stretchable; plain; snap-on type | /000-007 | 248-501 |
|  | Item no.: 248-501/000-012 Mini-WSB marking card; as card; not stretchable; plain; snap-on type | /000-012 | 248-501 |
|  | Item no.: 248-501/000-017 Mini-WSB marking card; as card; not stretchable; plain; snap-on type | /000-017 | 248-501 |
|  | Item no.: 248-501/000-023 Mini-WSB marking card; as card; not stretchable; plain; snap-on type | /000-023 | 248-501 |
|  | Item no.: 248-501/000-024 Mini-WSB marking card; as card; not stretchable; plain; snap-on type | /000-024 | 248-501 |

General accessories


| | | |
|--|--|----------|
|  | Item no.: 769-436 Jumper cover; for 1-conductor female plugs; for 5 poles | 769-436 |
| ferrule | | |
|  | Item no.: 216-101 Ferrule; Sleeve for 0.5 mm ² / AWG 22; uninsulated; electro-tin plated | 216-101 |
|  | Item no.: 216-102 Ferrule; Sleeve for 0.75 mm ² / AWG 20; uninsulated; electro-tin plated | 216-102 |
|  | Item no.: 216-103 Ferrule; Sleeve for 1 mm ² / AWG 18; uninsulated; electro-tin plated | 216-103 |
|  | Item no.: 216-104 Ferrule; Sleeve for 1.5 mm ² / AWG 16; uninsulated; electro-tin plated | 216-104 |
|  | Item no.: 216-201 Ferrule; Sleeve for 0.5 mm ² / 20 AWG; insulated; electro-tin plated | 216-201 |
|  | Item no.: 216-202 Ferrule; Sleeve for 0.75 mm ² / 18 AWG; insulated; electro-tin plated | 216-202 |
|  | Item no.: 216-203 Ferrule; Sleeve for 1 mm ² / AWG 18; insulated; electro-tin plated | 216-203 |
|  | Item no.: 216-204 Ferrule; Sleeve for 1.5 mm ² / AWG 16; insulated; electro-tin plated | 216-204 |
|  | Item no.: 216-206 Ferrule; Sleeve for 2.5 mm ² / AWG 14; insulated; electro-tin plated | 216-206 |
| | Item no.: 216-301 Ferrule; Sleeve for 0.25 mm ² / AWG 24; insulated; electro-tin plated | 216-301 |
|  | Item no.: 216-302 Ferrule; Sleeve for 0.34 mm ² / 22 AWG; insulated; electro-tin plated | 216-302 |
| Strain relief plate | | |
|  | Item no.: 769-1609 Strain relief housing | 769-1609 |
|  | Item no.: 769-412 Strain relief plate | 769-412 |
|  | Item no.: 769-413 Strain relief plate | 769-413 |
| Locking lever | | |
|  | Item no.: 769-428 Locking lever | 769-428 |
|  | Item no.: 769-429 Locking lever | 769-429 |
|  | Item no.: 769-430 Locking lever | 769-430 |
| | Item no.: 769-431 Locking lever | 769-431 |



Male plug

| | | |
|--|---|---------------------|
|  | Item no.: 769-609 1-conductor male connector; 4 mm ² ; Pin spacing 5 mm; 9-pole | 769-609 |
|  | Item no.: 769-609/001-000 1-conductor male connector; Snap-in mounting feet; 4 mm ² ; Pin spacing 5 mm; 9-pole | 769-609 /001-000 |
|  | Item no.: 769-609/002-000 1-conductor male connector; clamping collar; 4 mm ² ; Pin spacing 5 mm; 9-pole | 769-609 /002-000 |
|  | Item no.: 769-609/004-000 1-conductor male connector; Feedthrough flange; 4 mm ² ; Pin spacing 5 mm; 9-pole | 769-609 /004-000 |
|  | Item no.: 769-609/005-000 1-conductor male connector; Snap-in flange; 4 mm ² ; Pin spacing 5 mm; 9-pole | 769-609 /005-000 |
|  | Item no.: 769-609/006-000 1-conductor male connector; Snap-in flange; 4 mm ² ; Pin spacing 5 mm; 9-pole | 769-609 /006-000 |
|  | Item no.: 769-639 THT male header; 1.0 x 1.0 mm solder pin; straight; Pin spacing 5 mm; 9-pole | 769-639 |
|  | Item no.: 769-639/003-000 THT male header; 1.0 x 1.0 mm solder pin; straight; clamping collar; Pin spacing 5 mm; 9-pole | 769-639 /003-000 |
|  | Item no.: 769-639/004-000 THT male header; 1.0 x 1.0 mm solder pin; straight; Pin spacing 5 mm; 9-pole | 769-639 /004-000 |
|  | Item no.: 769-639/007-000 THT male header; 1.0 x 1.0 mm solder pin; straight; clamping collar; Pin spacing 5 mm; 9-pole | 769-639 /007-000 |
|  | Item no.: 769-669 THT male header; 1.0 x 1.0 mm solder pin; angled; Pin spacing 5 mm; 9-pole | 769-669 |
|  | Item no.: 769-669/003-000 THT male header; 1.0 x 1.0 mm solder pin; angled; clamping collar; Pin spacing 5 mm; 9-pole | 769-669 /003-000 |
|  | Item no.: 769-669/004-000 THT male header; 1.0 x 1.0 mm solder pin; angled; Pin spacing 5 mm; 9-pole | 769-669 /004-000 |

Jumper

| | | |
|--|---|---------|
|  | Item no.: 769-402 Miniature adjacent jumper; insulated; suitable for 1-conductor female plugs | 769-402 |
|--|---|---------|

check



Item no.: 210-136
Test plug; 2 mm Ø; with 500 mm cable

210-136



Item no.: 210-137
Test plug; 2.3 mm Ø; with 500 mm cable

210-137

Downloads

Documentation

Bid Text

| | | |
|---------|----------------|----------|
| 769-109 | doc 25.6 kB | Download |
|---------|----------------|----------|

CAD/CAE - Smart Data

CAD data

| | | |
|---------------------|-----|----------|
| 3D Download 769-109 | URL | Download |
|---------------------|-----|----------|

Product family

X-COM

[Learn more about the product family.](#)

[Show all products from the family](#)

Subject to changes.